

2020 Graduation Celebrations During COVID-19

We are approaching a very important time in the lives of our Grade 12 students: high school graduation. Chinook School Division supports and respects the tradition of celebrating this major milestone. We are also currently in the middle of the COVID-19 pandemic and the health and safety of our students and their families, staff, and our communities must be a priority.

Schools and communities may plan graduation ceremonies that follow directions from the Chief Medical Health Officer. Before proceeding with any events, we require school administrators to work with graduation committees to generate ideas and consult with their school superintendent as local graduation plans are developed.



Graduation celebrations may happen within the following parameters:

- All orders from the Province and the Chief Medical Health Officer must be followed;
- The province of Saskatchewan currently does not permit any gathering of over 10 people; and
- Use social distancing of 2 meters or more.

As you and your community to continue to plan for this important milestone, please plan with the health and safety of your community at the forefront. Should you have any questions or concerns, please contact your school principal or superintendent.

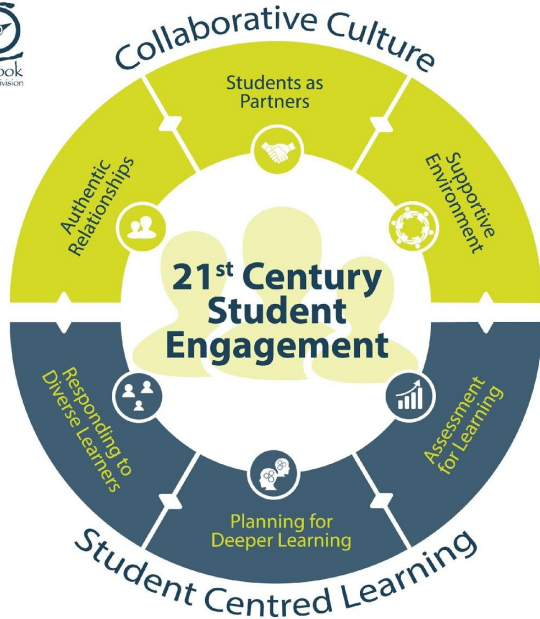
21st Century Student Engagement Status Report

Bob Vavra, Superintendent of Learning

Creating engaging learning environments for our students is a priority for our schools. We are creating a Culture of Collaboration and implementing Student Centred practices in instruction and assessment. The Chinook Engagement Plan was created three years ago as part of the division graduation plan.

Data showed that student engagement dropped drastically at the high school level. A plan was put in place with a focus for students and teachers at the high school level, involving professional development sessions on Collaborative Culture, Student-Centred Learning and surveying students to target areas of growth for teacher growth and student learning.

The Board goal for Chinook student engagement was identified: By June 2020, 80% of students will be meeting or exceeding expectations in Chinook course surveys.



Student engagement is a student’s frame of mind towards learning, working with others, and functioning in a social institution. It includes a students’ sense of belonging at school, the extent to which they value schooling, and their investment in the learning process. Measures of these aspects of engagement can be classified into 3 categories: Social Engagement, Institutional Engagement, and Intellectual Engagement.

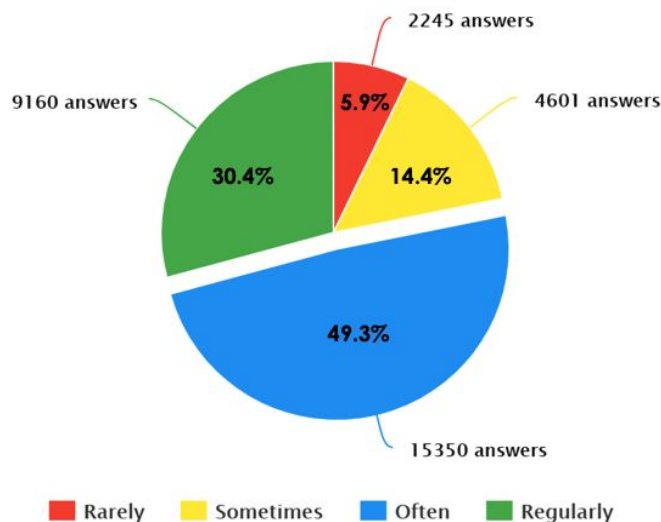
The Engagement Committee’s project plan actions included professional development for teachers, including the addition of engagement coaches. Within that model, the coaches work with the teachers, guiding them with assessment and connecting with students. Chinook worked with principals, providing them with tools to work with teachers in the schools

while incorporating the coaching.

A major part of the work this year was the Engagement Committee. To strengthen teacher voice and collaboration with a goal of focusing on improving the high school experience for students, the committee included representation from principal and teacher school teams, central office staff and technology support personnel. The committee had four meetings . As part of their research, members of the committee also visited five schools in Regina to review Tinker Tubs, and three teachers attended Robotics and Coding Training with Sask Codes.

We have been collecting survey results from students and we are at 80% success with our student engagement.

Combined Results



Yearly Engagement Survey Results

Survey Questions	Sem 1 2017-18	Sem 1 2018-19	Sem 1 2019-20
What I learned in this course was relevant to me	58%	74%	79%
I had choice in the way I demonstrated my learning	71%	75%	79%
The content was provided in a variety of ways	73%	74%	79%
The feedback I received inspired me to do my best	71%	74%	79%
There were opportunities for me to work with other students	72%	74%	77%
My teacher checked in with me during a lesson or unit to get feedback on my level of understanding and engagement	41%	71%	75%
I had a respectful relationship with my teacher	85%	87%	89%
Overall	67%	76%	80%

2020-2021 Engagement Planning will include a professional development model for remaining high school teachers. High school teachers will be supported by engagement coaches and there will be modular PD for Prek-9 teachers focusing on Collaborative Culture.

We will work on strengthening school administration and PLC practices for assessment in grades 10-12 and Collaborative Culture for Prek-9. Pilots will be conducted with Learning Kits, engagement resources, and engagement in literacy and math.

Graduation Rates Status Report

Mark Benesh, Superintendent of Schools

Graduation Rates

The Chinook board goal is to have a graduation rate of 90% of students graduating within three years and a graduation rate of 93% of students graduating within five years. The province's three year rate historically has been about 76% and 5 year grad rate of around 84%, but the future projections for the province includes some growth.

The school division's three year rate is usually between 84-89% and the five year rate is usually 3-5% higher than the three year rate. The province has projected Chinook's five year extended rate from this group of Grade 12's to be 95%. Factors affecting graduation rates include: attendance, academic success in the early grades and student engagement.

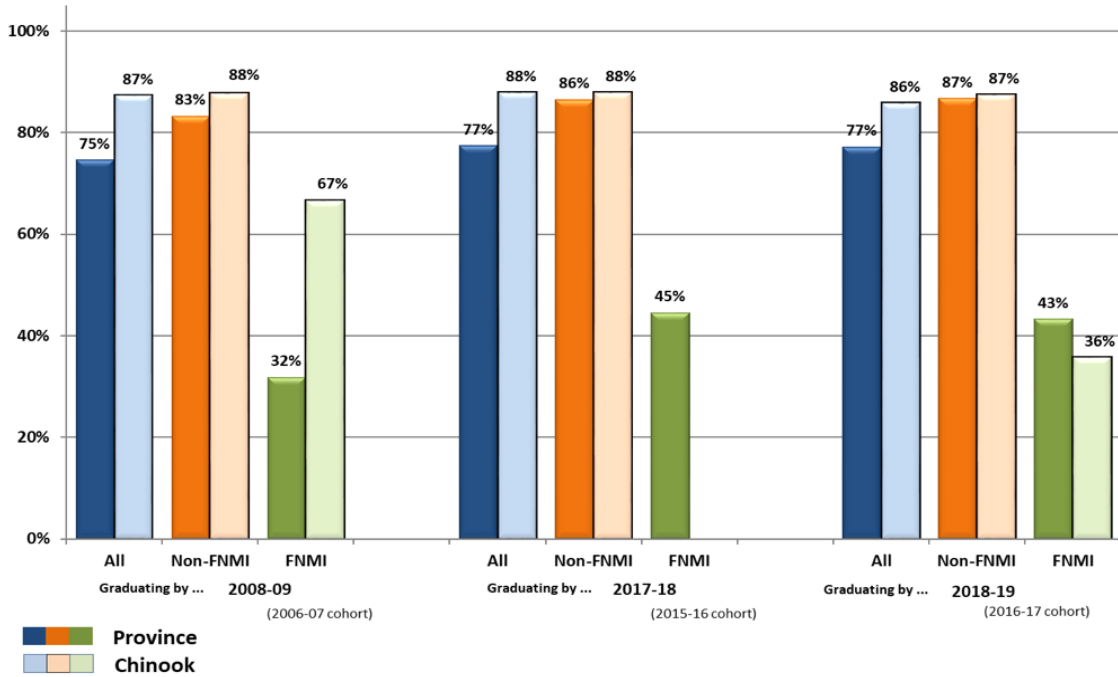
Recent graduation rates:

2017-2018: 87.8%

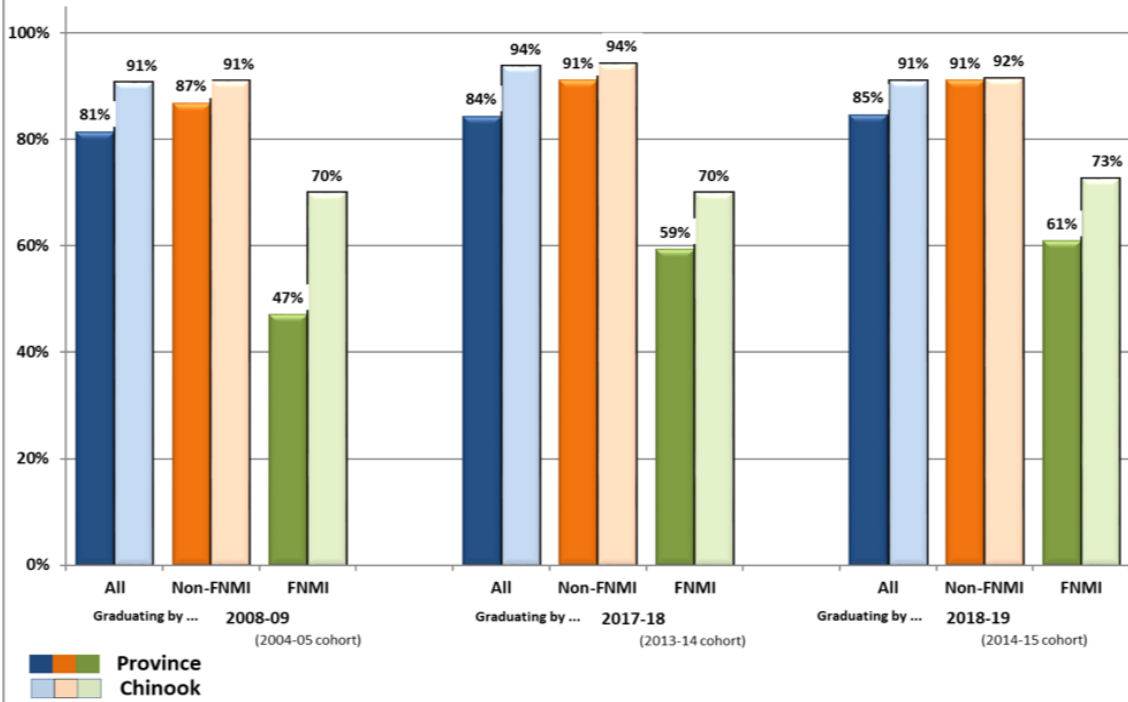
2018-2019: 85.8%

2019-2020: projection
between 86% and 90

On-time Graduation Rates, Province and Chinook SD
 (Students Completing Grade 12 Within 3 Years of 'starting' Grade 10)



Extended-time Graduation Rates, Province and Chinook SD
 (Students Completing Grade 12 Within 5 Years of 'starting' Grade 10)



Attendance

The number of students from K-12 with 90% or above attendance in the 2019-2020 school year saw a slight decrease of 1.1% (77.7% to 78.8%), but grade 10-12 students with 90% or above attendance had an increase by 2.30% (69.10% up from 66.80% last year).

The number of students from K-12 with 80% or above attendance in the 2019-2020 school year saw a slight decrease of 0.1% (91.4% to 91.5%), but grade 10-12 students with 90% or above attendance had an increase by 1.90% (87.30 up from 85.40 last year).

Average Attendance in the 2019-2020 school year increased by 0.2%. (93.10 up from 92.9 last year). Students in grades 2, 3, 7, 8, 10, 11 & 12 had an increase in their attendance. Students in grades Pre-K, K, 4, 6, 9 had an decrease in their attendance. Students in grades 1 and 5 did not have any change.

Average Attendance by Grade Chinook 2018-2019		2019-2020
Pre-K	94.30%	87.20%
K	96.50%	96.20%
1	93.80%	93.80%
2	93.90%	94.00%
3	93.60%	94.40%
4	94.30%	93.60%
5	93.50%	93.50%
6	94.30%	94.00%
7	93.50%	94.50%
8	93.30%	94.90%
9	93.10%	92.30%
10	89.80%	90.70%
11	89.80%	90.50%
12	89.90%	90.30%
All Grades	92.90%	93.10%

Other initiatives around Grad Rates and committee work include: credit recovery, on-pace high school monitoring with customizable infographics for each school, attendance dashboards and monitoring, student led conferences, Sask Careers, Grad Pathways, Grad Plan, final exams, the development of Adult 12 for other schools, and attendance policies/initiatives.

